



UPCOMING TRAININGS

- **READY SET (Science Engineering Technology) Go!** An Afterschool Professional Development Train-the-Trainer Workshop

The University of California 4-H Youth Development Program is offering an eight hour train-the-trainer workshop for afterschool directors and staff development trainers based on the **Tools of the Trade II – Inspiring Young Minds to be SET* Ready for Life! *Science, Engineering, & Technology.**

Through hands-on, inquiry-based activities the training will build the capacity of afterschool staff to incorporate science, engineering and technology experiences in afterschool settings. Each participant will receive the comprehensive training manual that includes over 18 hours of staff development modules designed especially for afterschool settings. All attendees are expected to reach another 10 afterschool staff with another 8 hours of training.

Information and list of each module: <http://www.ca4h.org/set/updates/ToolsoftheTradell.pdf>

Training Locations and Dates:

- * June 4 - UC Davis, DANR Building
- * June 6 - Redding, Shasta College
- * June 26 - Los Angeles
- * August 5 - Watsonville
- * September 30 - San Diego

No cost to attend.

Registration: <http://ucce.ucdavis.edu/survey/survey.cfm?surveynumber=3652> Registration for each session should be completed at least two weeks prior to the training date.

We hope you are excited about this opportunity to expand science education to new youth audiences. If you have any questions please contact Sharon Junge skjunge@ucdavis.edu (530-754-8518) or Sue Manglallan ssmanglallan@ucdavis.edu (858-694-8836).

Funded by Metlife through the National 4-H Council.



4-H Afterschool Training Guide




Science, Engineering & Technology

Ready SET (Science Engineering Technology) Go!

An Afterschool Professional Development Train-the-Trainer Workshop

The University of California 4-H Youth Development Program is offering an eight hour train-the-trainer workshop for afterschool directors and staff development trainers based on the *Tools of the Trade II – Inspiring Young Minds to be SET* Ready for Life!* *Science, Engineering, & Technology.

Through hands-on, inquiry-based activities the training will build the capacity of afterschool staff to incorporate science, engineering and technology experiences in afterschool settings.



As a result of the TOT II afterschool staff will:

- Increase their awareness, appreciation, and understanding of youth science, engineering and technology programming in afterschool settings.
- Increase confidence and competence in identifying and delivering high quality science, engineering and technology learning experiences that are age-appropriate and based on best practices.

The eight hour training will be held at several locations across the state:

- | | |
|----------------------|---------------------------------------------|
| ☛ June 4, 2009 | UC Davis – ANR Building Hopkins Road, Davis |
| ☛ June 6, 2009 | Shasta College, Redding |
| ☛ June 26, 2009 | Los Angeles |
| ☛ August 5, 2009 | Watsonville, Santa Cruz County |
| ☛ September 30, 2009 | San Diego |

Register on-line at: <http://ucce.ucdavis.edu/survey/survey.cfm?surveynumber=3652>


Costs: The training is complimentary; however, the expectation is that those receiving the training will train an additional 10 afterschool staff with the training content. Each attendee will receive the **Tools of the Trade II** training manual that includes over 18 hours of SET training modules.

The training is funded part from MetLife and the National 4-H Council.

Tools of the Trade II

Inspiring Young Minds to be SET Ready for Life!*

**Science, Engineering, & Technology*



4-H Afterschool Training Guide

Tools of the Trade II is a staff development module that uses a train-the-trainer approach to deliver a comprehensive training for afterschool program line-staff and youth workers on science, engineering and technology applications for afterschool programs. Using a hands-on, inquiry-based, skill-building approach, it provides the latest tools to help afterschool staff build confidence and competence in identifying and delivering high quality science, engineering and technology learning experiences that are age-appropriate and based on best practices. Each session outline provides the trainer with complete instructions, readily available supplies, and session evaluations.


4-H Afterschool Training Guide®



Tools of the Trade II

Inspiring Young Minds to be SET* Ready for Life!

****Science, Engineering, & Technology***



SESSION DESCRIPTIONS

Session 1: Inspiring Young Minds...The Scientist in All of Us

Does the thought of teaching science, engineering and technology scare you? Do you think you have to know all the answers? This session will help you to de-mystify science, engineering and technology and unleash the scientist in you. Learn the quality elements of SET programming for afterschool setting.

Session 2: Explore It! (Science) Design it! (Engineering) Use it! (Technology) in Afterschool Programs

Don't just extend the school day! Afterschool programs have a unique role in extending the learning using different approaches. This session will have you exploring, designing, and using science, engineering and technology as you identify how afterschool SET can compliment and build on classroom learning.

Session 3: SET Abilities for the 21st Century!

In a fun and hands-on way, learn which SET abilities 21st Century kids need for success and how your program can support the development of these skills and abilities outlined in the science content standards in fun and interactive ways.

Session 4: Kid Centered Science...Learning in the Real World!

Kids ask questions. They want to know how things work, what will happen if, and why, why, why! Learn how to capitalize on their interests as well as how to use what they learn in the real world. Use experiential learning and inquiry to guide children's acquisition of science, engineering and technology knowledge and skills.

Session 5: Kid's Science Learning

Hear what brain development research says about how kids learn science. Through hands-on inquiry-based activities explore and practice some new methods for enhancing children's learning of science, engineering and technology that you can immediately use in your afterschool.

Session 6: Creating Science...Rich Environments

Science is everywhere! Learn how to recognize learning opportunities; increase youth's natural interest, promote learner-centered science and integrate science throughout the afterschool hours. Take away a tool kit of ready to use ideas.

Session 7: Science Everyday...How to Use Kid-Centered Centers

Are you tired of doing the volcano experiment? Do you want to enhance your science, engineering and technology learning environment? In this session you will learn about how to have learner-driven, knowledge-centered activities that help you integrate science in youth's everyday experiences through the use of SET Centers.

Session 8: Under the Microscope...How to Identify and Adapt SET Curriculum for an Afterschool Setting

Are you uncertain of how to select a science, engineering, and technology (SET) curriculum that meets the needs, interests and ages of kids in your program? Learn how to use a rubric for assessing quality SET curriculum and activities that will inspire kids to learn more?

Session 9: Kid Fit Science...Ages and Stages and SET

What is appropriate for each age and stage? How do you do science with mixed age groups? Learn how to apply age appropriate practice with the science standards.

Session 10: Science and Literacy...How to Incorporate Fiction and Non-Fiction Science Text in Afterschool Settings

Learn how to select and incorporate a variety of science genre in your afterschool program to support children's exploration and learning. Take away tools that you can immediately put to use to excite kid's interest in a range of SET topics.

Session 11: Teens as Teachers...What's the SET Connection?

Involving *Teens as Teachers* is an often overlooked strategy in delivering effective science, engineering, and technology to younger youth. Learn how to recruit, train, and engage teens as active teachers and mentors in your after school programs.

Session 12: Building the Bridge...Using Collaboration and Partnerships to Strengthen Your SET Programming

It is hard to do it all alone, especially in providing science, engineering and technology (SET) experiences in your afterschool programs. Hear about creative partnerships that have transformed afterschool programs and inspired kids' interest in SET while supporting positive youth development.

Session 13: Family Science ...It's Not How I Learned Science!

Learn how to involve parents and families in your science, engineering and technology (SET) programming. You have a powerful influence on sparking families' interest in SET.

Session 14: Ready SET Go! Resources for Afterschool SET

Looking for science, engineering, and technology (SET) resources for your afterschool? This session will critique, explore and share dozens of SET ready resources, tools, practices, and curricula for afterschool use.